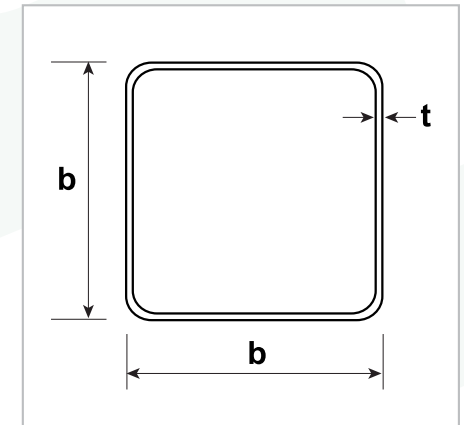


STRUCTURAL TUBE & PIPE REFERENCE GUIDE: SQUARE HOLLOW SECTION (SHS)

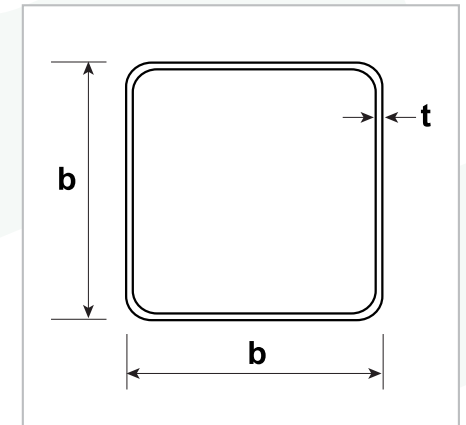
Size bxb	Nom. Thick t	Nom.Linear Mass	Surface Area	Quantity	Surface Finish	
					Painted	Galvanised
mm	mm	kg/m	m ² /m	per pack		
6500mm Lengths Standard						
20x20	1.6	0.87	0.0745	100	*	*
	2.0	1.05	0.0800	100	*	*
25x25	1.6	1.12	0.0945	100	*	*
	2.0	1.36	0.0931	100	*	*
	2.5	1.64	0.0914	100	*	*
	3.0	1.89	0.0897	100	*	*
8000mm Lengths Standard						
30x30	1.6	1.38	0.115	100	*	*
	2.0	1.68	0.113	100	*	*
	2.5	2.03	0.111	100	*	*
	3.0	2.36	0.110	64	*	*
35x35	1.6	1.63	0.135	100	*	*
	2.0	1.99	0.133	100	*	*
	2.5	2.42	0.131	64	*	*
	3.0	2.83	0.130	64	*	*
40x40	1.6	1.88	0.155	81	*	*
	2.0	2.31	0.153	81	*	*
	2.5	2.82	0.151	64	*	*
	3.0	3.30	0.150	64	*	*
	4.0	4.09	0.143	49	*	*
50x50	1.6	2.38	0.195	64	*	*
	2.0	2.93	0.193	64	*	*
	2.5	3.60	0.191	49	*	*
	3.0	4.25	0.190	49	*	*
	4.0	5.35	0.183	36	*	*



- Manufactured in accordance with the requirements of Australian Standard AS/NZS 1163:2009 in Grade C350.
- Grade C450 and L0 available on request.
- Comes standard in black with option for painted or galvanised.

STRUCTURAL TUBE & PIPE REFERENCE GUIDE: SQUARE HOLLOW SECTION (SHS)

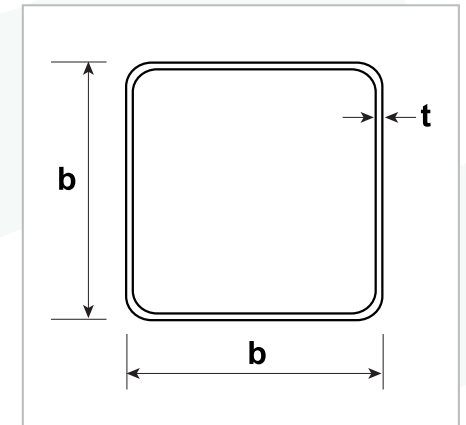
Size Bxb	Nom. Thick t	Nom.Linear Mass	Surface Area	8m Lengths	12m Lengths	Surface Finish	
						mm	mm
50x50	5.0	6.39	0.179	30	-	*	*
	6.0	7.32	0.174	25	-	Oiled	
65x65	1.6	3.13	0.255	49	-		*
	2.0	3.88	0.253	42	-	*	*
	2.5	4.78	0.251	42	-	*	*
	3.0	5.66	0.250	36	-	*	*
	4.0	7.23	0.243	30	-	*	*
	5.0	8.75	0.239	25	-	*	*
	6.0	10.20	0.234	20	-	*	
75x75	2.0	4.50	0.293	36	-	*	*
	2.5	5.56	0.291	30	-	*	*
	3.0	6.60	0.290	30	25	*	*
	3.5	7.53	0.285	25	-	*	*
	4.0	8.49	0.283	25	15	*	*
	5.0	10.30	0.279	20	16	*	*
	6.0	12.00	0.274	16	12	*	*
89x89	2.0	5.38	0.348	20	-	*	*
	3.5	9.07	0.341	20	16	*	*
	5.0	12.50	0.334	16	12	*	*
	6.0	14.70	0.330	12	9	*	*
100x100	2.0	6.07	0.393	20	-	*	*
	3.0	8.96	0.390	20	16	*	*
	4.0	11.60	0.383	16	12	*	*
	5.0	14.20	0.379	12	9	*	*
	6.0	16.70	0.374	12	9	*	*
	9.0	23.50	0.361	9	6	*	



- Manufactured in accordance with the requirements of Australian Standard AS/NZS 1163:2009 in Grade C350.
- Grade C450 and L0 available on request.
- Comes standard in black with option for painted or galvanised.

STRUCTURAL TUBE & PIPE REFERENCE GUIDE: SQUARE HOLLOW SECTION (SHS)

Size bxb	Nom. Thick t	Nom.Linear Mass	Surface Area	8m Lengths	12m Lengths	Surface Finish	
						mm	mm
125x125	4.0	14.80	0.483	12	9	*	*
	5.0	18.20	0.479	12	9	*	*
	6.0	21.40	0.474	9	6	*	
	9.0	30.60	0.461	8	4	*	
150x150	5.0	22.10	0.579	9	6	*	
	6.0	26.20	0.574	6	6	*	
	9.0	37.70	0.561	6	4	*	
200x200	5.0	29.90	0.779	6	4	*	
	6.0	35.60	0.774	6	4	*	
	9.0	51.80	0.761	4	2	*	
	12.5	69.40	0.768	-	1	*	
	16.0	85.50	0.759	-	1	*	
250x250	6.0	45.00	0.974	4	2	*	
	9.0	65.90	0.961	2	2	*	
	12.5	89.00	0.968	-	1	*	
	16.0	111.00	0.959	-	1	*	
300x300	10.0	88.40	1.170	-	1	*	
	12.5	109.00	1.170	-	1	*	
	16.0	136.00	1.160	-	1	*	
350x350	10.0	104.00	1.370	-	1	*	
	12.5	128.00	1.370	-	1	*	
	16.0	161.00	1.360	-	1	*	
400x400	10.0	120.00	1.570	-	1	*	
	12.5	148.00	1.570	-	1	*	
	16.0	186.00	1.560	-	1	*	



- Manufactured in accordance with the requirements of Australian Standard AS/NZS 1163:2009 in Grade C350.
- Grade C450 and L0 available on request.
- Comes standard in black with option for painted or galvanised.